



50

TORONTO

Gris 30x60 - 12"x24"



Gris
60x60 - 24"x24"

Cat. F2



Gris
30x60 - 12"x24"

Cat. F2




Antracite
60x60 - 24"x24"

Cat. F2




Beige
60x60 - 24"x24"

Cat. F2



Antracite
30x60 - 12"x24"

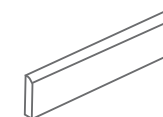
Cat. F2



Beige
30x60 - 12"x24"

Cat. F2

Pezzi speciali . Special trims



Battiscopa

Skirting

10x60 - 4"x24"

Cat. B3 **Pcs/box**
10

7x30 - 2⁷/₈"x12"

Cat. B0 **Pcs/box**
50

Disponibile per ogni prodotto.

Available on each product.



Fascia Cementi
5x60 - 2"x24"
Pcs/box 5

Cat. L18

Tabella imballi . Packaging

Formato Size	Pz/collo Pcs/Box	Mq/collo Sqm/Box	Kg/collo Kg/Box	Collo/pal Box/pal	Mq/pal Sqm/pal	Kg/pal Kg/pal
60x60	4	1,44	22	32	46,08	704
30x60	8	1,44	22	32	46,08	704

TORONTO

