


Paola
50x50 - 20"x20"

Cat. F3



Paola
40x40 - 16"x16"

Cat. F2




Onice
50x50 - 20"x20"

Cat. F3




Onice
40x40 - 16"x16"


Cat. F2



Travertino Cat. F5
30x60 - 12"x24"

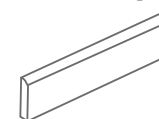


Travertino Cat. F2
40x40 - 16"x16"



Silvia Cat. F2
40x40 - 16"x16"

Pezzi speciali . Special trims



- Battiscopa**
Skirting
8x50 - 3¹/₄"x20"
Cat. B2 **Pcs/box 20**
7,5x40 - 3"x16"
Cat. B1 **Pcs/box 25**
7x30 - 2⁷/₈"x12"
Cat. B0 **Pcs/box 50**

Disponibile per ogni prodotto.
Available on each product.

Tabella imballi . Packaging

Formato Size	Pz/collo Pcs/Box	Mq/collo Sqm/Box	Kg/collo Kg/Box	Collo/pal Bolx/pal	Mq/pal Sqm/pal	Kg/pal Kg/pal
50x50	7	1,75	31	25	43,75	790
30x60	8	1,44	30	32	46,08	975
40x40	6	0,96	18	74	71,04	1347

